




# Vibration Calibrator for Vibration Level Meter Inspection and Calibration



## Vibration Calibrator VP-33A

- Mechanical excitation method (cam type) designed for low distortion.
- Drive motor operation remains stable even in case of load and power supply voltage fluctuations. Consequently there is almost no change in the calibration level / calibration frequency due to weight differences of accelerometers.
- Supplied accelerometer holder enables horizontal calibration.

Usage example of supplied accelerometer holder

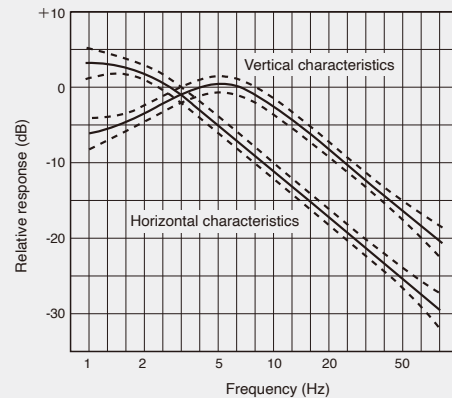


### Specifications

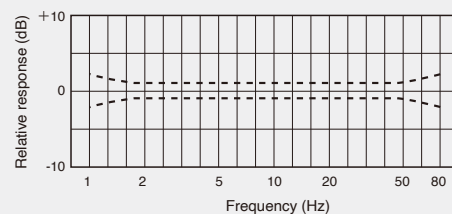
Oscillator frequency	6.3 Hz ± 2 %
Acceleration	97 dB ± 0.5 dB (0 dB = 10 <sup>-5</sup> m/s <sup>2</sup> (rms)) 1 m/s <sup>2</sup> ± 0.06 m/s <sup>2</sup> (peak)
Acceleration waveform distortion	Max. 5 % (Frequency range: 1 Hz to 100 Hz)
Excitation table	130 mm dia. Accelerometer fastening screw diameter: M6 x 10 mm
Maximum supported weight	2.6 kg
Ambient conditions for operation	+15 to +35 °C, max. 90 % RH
Power requirements	100 V AC (50 Hz/60 Hz switchable) max. 1 A
Dimensions and weight	196 (H) x 304 (W) x 189 (D) mm, approx. 21 kg
Supplied accessories	AC power cord x 1 Accelerometer holder B (VP-54A) x 1 (for PV-83 series horizontal calibration)
Options	Insulating attachment VP-53C (for calibration of accelerometers other than those of vibration meters)

### Vibration Level Meters JIS C 1510:1995

Response and tolerance for vertical characteristics / horizontal characteristics



Reference response and tolerance for flat characteristics



### Instrument calibration and tolerance

	Frequency	Vibration level meter indicated value	Tolerance
Vertical vibration characteristics	6.3 Hz	97.2 dB	±1 dB
Horizontal vibration characteristics	6.3 Hz	90.2 dB	±1 dB
Vibration acceleration level (flat characteristics)	6.3 Hz	97.0 dB	±1 dB

### Precautions

- Consider the weight of the product (21 kg) and proceed with caution when moving it.
  - Depending on the installation location, the condition of the floor may cause errors in the excitation level. If possible, the floor at the installation location should be level and made of concrete.
  - If the excitation table is subject to shocks or objects exceeding the rated weight are placed on it, waveform distortion may occur.
  - In order to maintain continued accuracy, regular inspection and calibration are recommended.
- For details, contact the Rion Service Center in Japan.



RIION CO., LTD. is recognized by the JCSS which uses ISO/IEC 17025 as an accreditation standard and bases its accreditation scheme on ISO/IEC 17011. JCSS is operated by the accreditation body (IA Japan) which is a signatory to the Asia Pacific Accreditation Cooperation (APAC) as well as the International Laboratory Accreditation Cooperation (ILAC). The Quality Assurance Section of RIION CO., LTD. is an international MRA compliant JCSS operator with the accreditation number JCSS 0197.



ISO 14001 RIION CO., LTD.  
ISO 9001 RIION CO., LTD.

\* Specifications subject to change without notice.

Distributed by:



3-20-41, Higashimotomachi, Kokubunji, Tokyo 185-8533, Japan  
Tel: +81-42-359-7888 Fax: +81-42-359-7442